

MOD:XEBC-10EU-EPRM



ENGLISH

TECHNICAL DATA

01 POWER	21,3 kW
03 FREQUENCY	50 / 60 Hz
04 POWER SUPPLY CABLE TYPE	H07RN-F
05 EXTERNAL Ø OF POWER SUPPLY CABLE	16 mm
06 VOLTAGE / POWER CABLE SECTION / CURRENT	380-415 V~3PH+N+PE 5G x 6 mm ² Circuit Breaker 40 A I1=29 A - I2=29 A - I3=32,6 A - In=3,6 A
	220-240 V~3PH+PE (Kit required) 4G x 10 mm ² Circuit Breaker 63 A I1=51 A - I2=54 A - I3=54 A - In=
10 WATER PRESSURE	150-600 kPa / 21-87 psi kPa
11 MAX FOOD LOAD	50 kg
13 WATER MAX CONSUMPTION	14,7 l/h @ 200 kPa
02 NOMINAL HEAT INPUT	20,25 kW
18 CAVITY DIMENSIONS (W - D - H)	716x560x880 mm
20 IP PROTECTION CLASS	X4

ITALIANO

01 POTENZA	21,3 kW
03 FREQUENZA	50 / 60 Hz
04 TIPO DI CAVO ALIMENTAZIONE	H07RN-F
05 Ø ESTERNO CAVO DI ALIMENTAZIONE	16 mm
06 TENSIONE / SEZIONE CAVI ALIMENTAZIONE / CORRENTE	380-415 V~3PH+N+PE 5G x 6 mm ² Circuit Breaker 40 A I1=29 A - I2=29 A - I3=32,6 A - In=3,6 A
10 PRESSIONE ACQUA	150-600 kPa / 21-87 psi kPa
11 CARICA MAX CIBO	50 kg
13 CONSUMO MAX ACQUA	14,7 l/h @ 200 kPa
02 POTENZA TERMICA NOMINALE	20,25 kW
18 DIMENSIONI CAMERA COTTURA (L - P - H)	716x560x880 mm
20 GRADO PROTEZIONE IP	X4

FRANCAIS

01 PUISSANCE ELECTRIQUE	21,3 kW
03 FREQUENCE	50 / 60 Hz
04 TYPE DE CABLE D'ALIMENTATION	H07RN-F
05 Ø EXTERNE DU CABLE D'ALIMENTATION	16 mm
06 TENSION / SECTION CABLE D'ALIM.	380-415 V~3PH+N+PE 5G x 6 mm ² Circuit Breaker 40 A I1=29 A - I2=29 A - I3=32,6 A - In=3,6 A
10 PRESSION DE L'EAU	150-600 kPa / 21-87 psi kPa
11 CHARGE MAXIMALE D'ALIMENT	50 kg
13 CONSOMMATION MAX DE L'EAU	14,7 l/h @ 200 kPa
02 DEBIT THERMIQUE NOMINAL	20,25 kW
18 DIMENSIONS CHAMBRE DE CUISSON (L - P - A)	716x560x880 mm
20 INDICE DE PROTECTION IP	X4

ESPAÑOL

01 POTENCIA	21,3 kW
03 FRECUENCIA	50 / 60 Hz
04 TIPO DE CABLE DE ALIMENTACION	H07RN-F
05 Ø CABLE EXTERNO DE ALIMENTACION	16 mm
06 TENSION / SECCION CABLES DE ALIMENTACION	380-415 V~3PH+N+PE 5G x 6 mm ² Circuit Breaker 40 A I1=29 A - I2=29 A - I3=32,6 A - In=3,6 A
10 PRESION AGUA	150-600 kPa / 21-87 psi kPa
11 CARGA MAX. DE ALIMENTOS	50 kg
13 CONSUMO MAX DE AGUA	14,7 l/h @ 200 kPa
02 POTENCIA TERMICA NOMINAL	20,25 kW
18 DIMENSIONES CÁMARA DE COCCIÓN (An - Pr - Al)	716x560x880 mm
20 GRADO DE PROTECCION IP	X4

DEUTSCH

01 ELEKTRISCHE LEISTUNG	21,3 kW
03 FREQUENZ	50 / 60 Hz
04 ZULEITUNGSKABELTYP	H07RN-F
05 AUSSENDURCHMESSER DES VERSORGUNGSKABELS	16 mm
06 KABELQUERSCHNITT UND VERSORGUNGSSPANNUNG	380-415 V~3PH+N+PE 5G x 6 mm ² Circuit Breaker 40 A I1=29 A - I2=29 A - I3=32,6 A - In=3,6 A
10 WASSERDRUCK	150-600 kPa / 21-87 psi kPa
11 MAX. SPEISENFASSUNGSVERMOGEN	50 kg
13 MAXIMUM WASSERVERBRAUCH	14,7 l/h @ 200 kPa
02 NOMINALE WARMELEISTUNG	20,25 kW
18 GRÖÖE DES KOCHKAMMERS (B - T - H)	716x560x880 mm
20 SCHTZART IP	X4



MOD:XEBC-10EU-EPRM



ENGLISH - DRAWINGS

2	TERMINAL BOARD POWER SUPPLY
3	UNIPOTENTIAL TERMINAL
6	TECHNICAL DATA PLATE
7	SAFETY THERMOSTAT
8	3/4" THREAD WATER INLET
10	Rotor.KLEAN CONNECTION
11	CAVITY DRAIN PIPE
12	HOT FUMES EXHAUST CHIMNEY
13	ACCESSORIES CONNECTION
27	COOLING AIR OUTLET

ITALIANO - DISEGNI

2	MORSETTIERA ALIMENTAZIONE
3	MORSETTO EQUIPOTENZIALE
6	TARGHETTA DATI TECNICI
7	TERMOSTATO DI SICUREZZA
8	INGRESSO ACQUA 3/4"
10	INGRESSO Rotor.KLEAN
11	SCARICO CAMERA DI COTTURA
12	USCITA FUMI CALDI
13	COLLEGAMENTO ACCESSORI
27	USCITA ARIA DI RAFFREDDAMENTO

FRANCAIS - ENCOMBREMEN

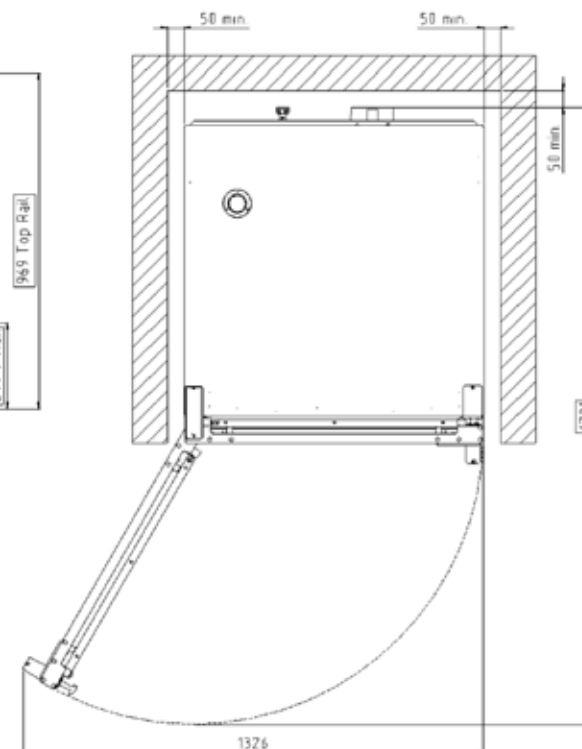
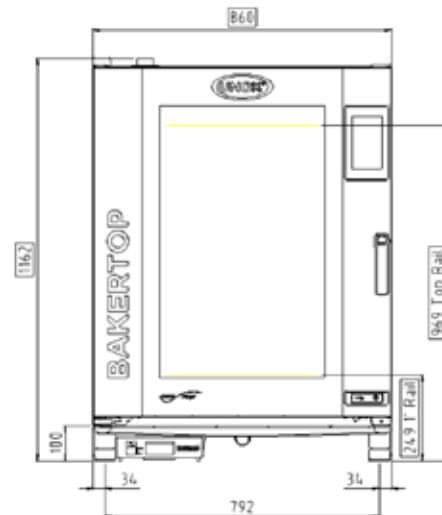
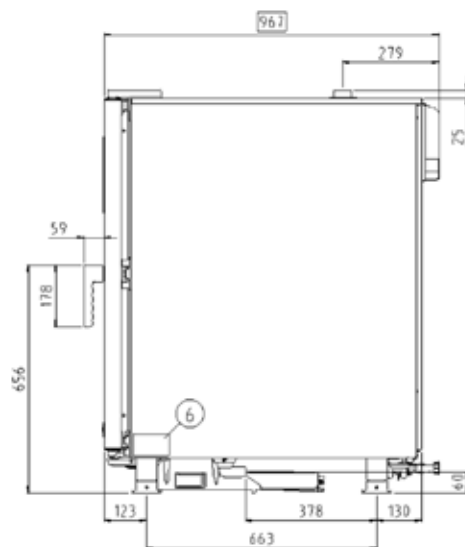
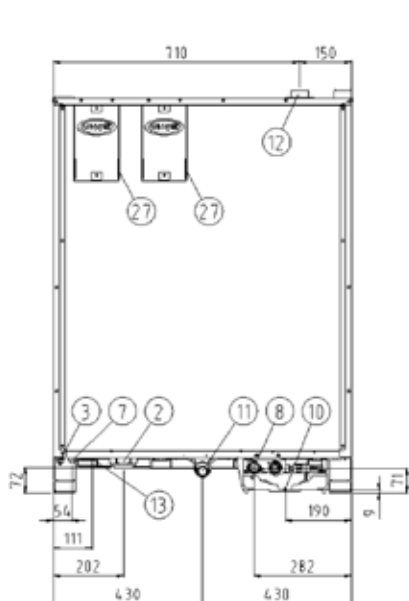
2	BOITE A BORNES D'ALIMENTATION
3	SUPPORT BORNE EQUIPOTENTIELLE
6	PLAQUETTE SEGNALETTIQUE
7	THERMOSTAT DE SECURITE
8	ARRIVE' D'EAU FIETL 3/4"
10	ENTREE Rotor.KLEAN
11	SORTIE DE L'EAU RACCORD
12	SORTIE DES FUMES CHAUDES
13	JONCTION DES ACCESSOIRES
27	SORTIE D'EAU DE REFROIDISSEMENT

ESPAÑOL - DISEÑOS

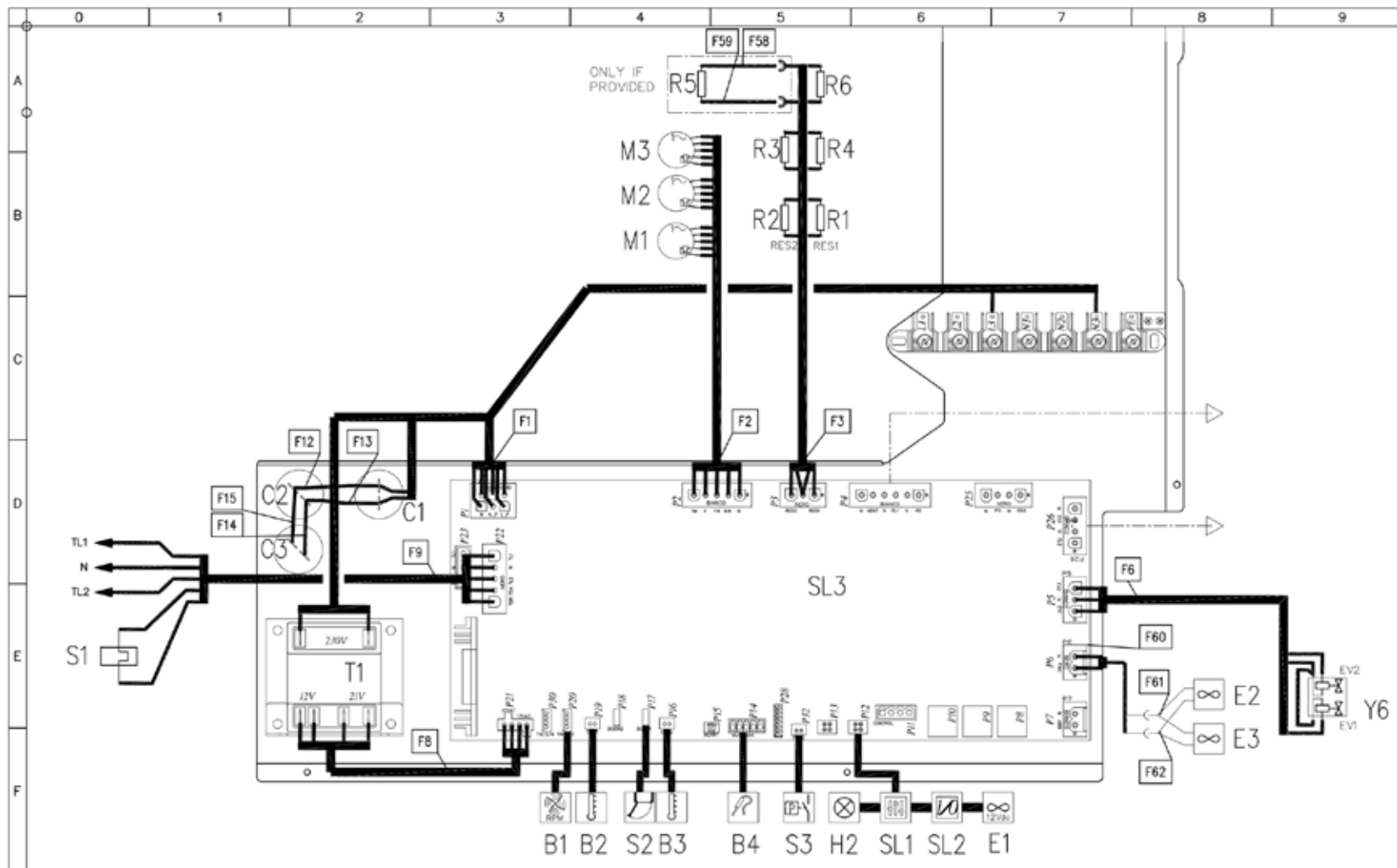
2	CAJA DE CONEXION
3	SEDE BORNE EQUIPOTENCIAL
6	TARJETA DE CARACTERISTICAS TECNICAS
7	TERMOSTATO DE SEGURIDAD
8	ENTRADA DE AGUA 3/4"
10	INGRESO Rotor.KLEAN
11	DESCARGA CAMARA DE COCCION
12	SALIDA HUMOS CALIENTES
13	CONEXION ACCESORIOS
27	SALIDA DEL AIRE DE ENFRIAMIENTO

DEUTSCH - ZEICHNUNGEN

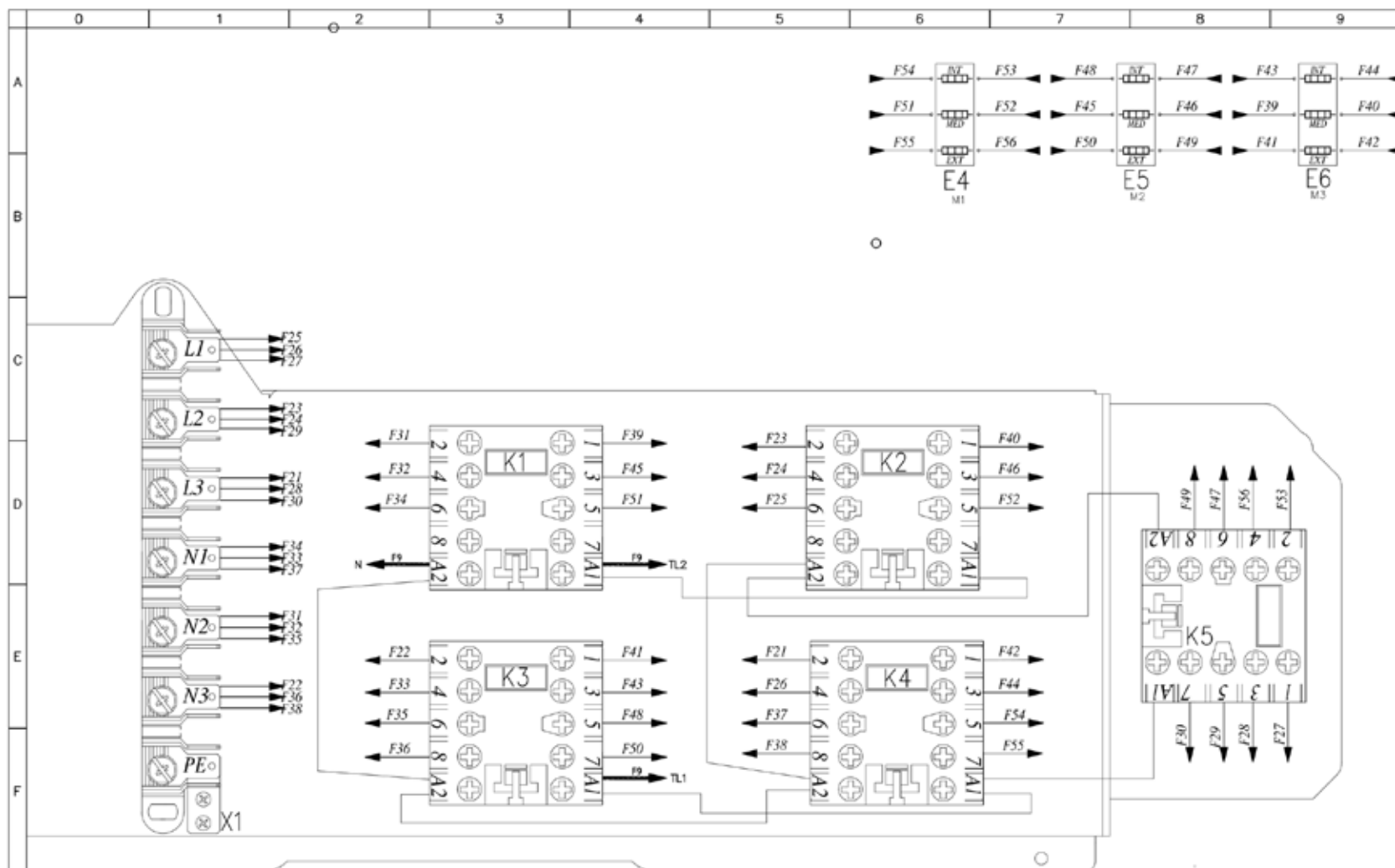
2	ZULEITUNGSKLEMMLEISTE
3	GLEICHPOTENTIELLE KLAMMER
6	TYPENSCHILD
7	SICHERHEITSTHERMOSTAT
8	WASSEREINZUG 3/4" GEWINDE
10	Rotor.KLEAN EINGANG
11	WASSERAUSLASS GEWINDE
12	ABZUGSHAUBE
13	ZUBEHÖRTEILENVERBINDUNG
27	KÜHLLUFTAUSRITT



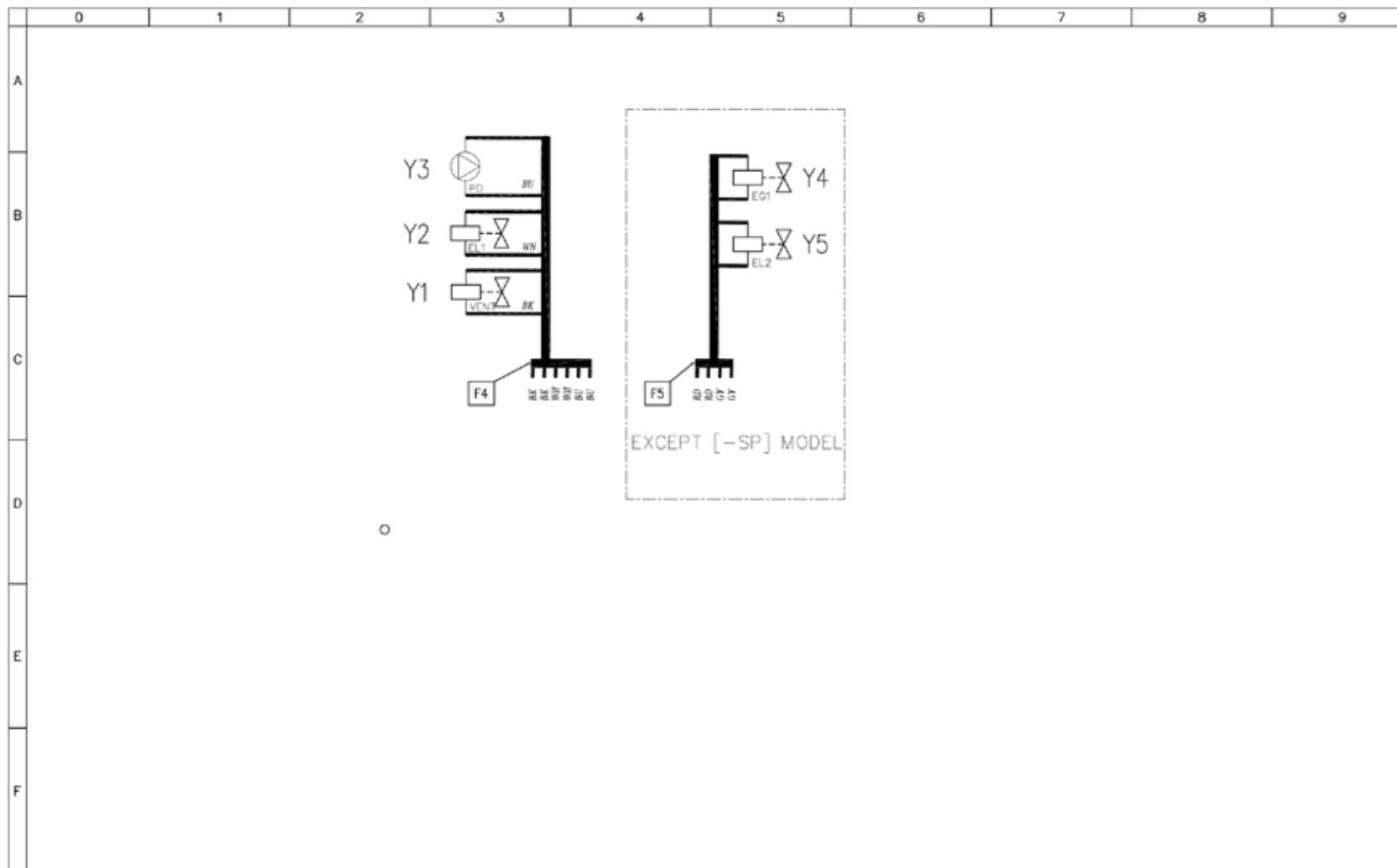
MOD:XEBC-10EU-EPRM



MOD:XEBC-10EU-EPRM



MOD:XEBC-10EU-EPRM



MOD:XEBC-10EU-EPRM



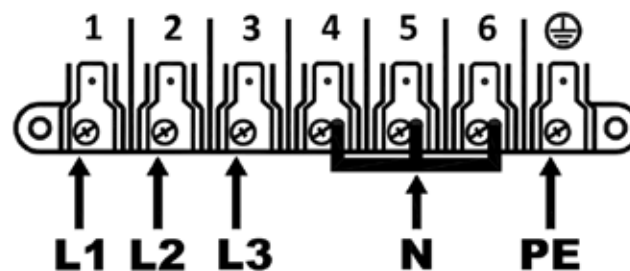
	0	1	2	3	4	5	6	7	8	9																																																																																																																																																	
A																																																																																																																																																											
B	<table border="1"> <thead> <tr> <th>Sigle</th> <th>ITALIANO</th> <th>ENGLISH</th> <th>FRANCAIS</th> <th>ESPAÑOL</th> <th>DEUTSCH</th> </tr> </thead> <tbody> <tr> <td>C1,C2,C3</td> <td>CONDENSATORE</td> <td>MOTOR CAPACITOR</td> <td>CONDENSATEUR</td> <td>CONDENSADOR</td> <td>KONDENSATOR</td> </tr> <tr> <td>K1,K2,K3,K4,K5</td> <td>TELERUTTORE</td> <td>CONTACTOR</td> <td>TELERUPTEUR</td> <td>TELERRUPTOR</td> <td>RELAIS</td> </tr> <tr> <td>SL3</td> <td>SCHEDA POTENZA</td> <td>POWER CARD</td> <td>CARTE DE PUISSANCE</td> <td>TARJETA POTENCIA</td> <td>POWERPLATINE</td> </tr> <tr> <td>T1</td> <td>TRASFORMATORE</td> <td>TRANSFORMER</td> <td>TRASFORMATEUR</td> <td>TRANSFORMADOR</td> <td>TRANSFORMATOR</td> </tr> <tr> <td>X1</td> <td>MORSETTIERA 6P+PE</td> <td>TERMINAL BLOCK 6P+PE</td> <td>BORNIER 6P+PE</td> <td>CONECTOR 6P+PE</td> <td>KLEMMLEISTE 6P+PE</td> </tr> <tr> <td>Y1</td> <td>DRY MAXY</td> <td>DRY MAXY</td> <td>DRY MAXY</td> <td>DRY MAXY</td> <td>DRY MAXY</td> </tr> <tr> <td>Y2,Y4,Y5</td> <td>ELETTROVALVOLA ACQUA</td> <td>WATER SOLENOID VALVE</td> <td>ELECTROVANNE EAU</td> <td>ELECTROVALVULA</td> <td>ELEKTROVENTIL</td> </tr> <tr> <td>Y3</td> <td>POMPA</td> <td>PUMP</td> <td>POMPE</td> <td>BOCBA</td> <td>PUMPE</td> </tr> <tr> <td>B1</td> <td>SENSORE VELOCITA MOTORE</td> <td>MOTOR SPEED SENSOR</td> <td>CAPTEUR DE VITESSE MOTEUR</td> <td>SENSOR DE VELOCIDAD MOTOR</td> <td>GESCHWINDIGKEITSSENSOR</td> </tr> <tr> <td>B2,B3</td> <td>SONDA CAMERA</td> <td>TEMPERATURE PROBE</td> <td>SONDE DE CHAMBRE</td> <td>SONDA CAMARA</td> <td>GARRAUMTEMPERATURFUHLER</td> </tr> <tr> <td>B4</td> <td>SONDA AL CUORE</td> <td>CORE PROBE</td> <td>SONDE A COEUR</td> <td>SONDA CORAZON</td> <td>KERNTEMPERATURFUHLER</td> </tr> <tr> <td>E1</td> <td>VENTOLA RAFFREDDAMENTO 12V</td> <td>COOLING FAN 12V</td> <td>TURBINE DE REFROIDISSEMENT 12V</td> <td>TURBINA DE REFRIGERACION 12V</td> <td>LÜFTER 12V</td> </tr> <tr> <td>E2,E3</td> <td>VENTOLA RAFFREDDAMENTO 230V</td> <td>COOLING FAN 230V</td> <td>TURBINE DE REFROIDISSEMENT 230V</td> <td>TURBINA DE REFRIGERACION 230V</td> <td>LÜFTER 230V</td> </tr> <tr> <td>E4,E5,E6</td> <td>ELEMENTO RISCALDANTE</td> <td>HEATING ELEMENT</td> <td>ELEMENT DE CHAUFFAGE</td> <td>RESISTENCIA DE CALEFACCIÓN</td> <td>HEIZUNG</td> </tr> <tr> <td>H2</td> <td>LUCE CAMERA</td> <td>OVEN LIGHT</td> <td>ECLAIRAGE DE CHAMBRE</td> <td>LUZ CAMARA</td> <td>BELEUCHTUNG</td> </tr> <tr> <td>M1,M2,M3</td> <td>MOTORE</td> <td>MOTOR</td> <td>MOTEUR</td> <td>MOTOR</td> <td>MOTOR</td> </tr> <tr> <td>R1,R2,R3,R4,R5,R6</td> <td>RESISTENZA DI MODULAZIONE VENTILATORE</td> <td>MOTOR MODULATION RESISTANCE</td> <td>RESISTANCE DE MODULATION VENTILATEUR</td> <td>RESISTENCIA MODULACION VELOCIDAD</td> <td>WIDERSTAND LOW FAN</td> </tr> <tr> <td>S1</td> <td>TERMOSTATO SICUREZZA</td> <td>SAFETY THERMOSTAT</td> <td>THERMOSTAT DE SECURITE</td> <td>TERMOSTATO DE SEGURIDAD</td> <td>SICHERHEITS THERMOSTAT</td> </tr> <tr> <td>S2</td> <td>MICRO INTERRUTTORE PORTA</td> <td>DOOR MICROSWITCH</td> <td>MICROINTERRUPTEUR DE PORTE</td> <td>MICROINTERRUPTOR PUERTA</td> <td>TURKONTAKTSCHALTER</td> </tr> <tr> <td>S3</td> <td>PRESSOSTATO</td> <td>PRESSURE SWITCH</td> <td>PRESSOSTAT</td> <td>PRESÓSTATO</td> <td>DRUCKSCHALTER</td> </tr> <tr> <td>SL1</td> <td>SCHEDA CONTROLLO</td> <td>CONTROL BOARD</td> <td>CARTE DE CONTROLE</td> <td>TARJETA DE CONTROL</td> <td>KONTROLL PLATINE</td> </tr> <tr> <td>SL2</td> <td>SCHEDA 1/0 - USB</td> <td>USB - 1/0 BOARD</td> <td>USB - CARTE 1/0</td> <td>USB - TARJETA 1/0</td> <td>USB - 1/0 PLATINE</td> </tr> <tr> <td>Y6</td> <td>ELETTROVALVOLA ACQUA 3 STADI</td> <td>WATER SOLENOID VALVE 3STAGE</td> <td>ELECTROVANNE EAU 3 E'TAPES</td> <td>ELECTROVALVULA 3 ETAPAS</td> <td>ELEKTROVENTIL 3 STUFEN</td> </tr> </tbody> </table>	Sigle	ITALIANO	ENGLISH	FRANCAIS	ESPAÑOL	DEUTSCH	C1,C2,C3	CONDENSATORE	MOTOR CAPACITOR	CONDENSATEUR	CONDENSADOR	KONDENSATOR	K1,K2,K3,K4,K5	TELERUTTORE	CONTACTOR	TELERUPTEUR	TELERRUPTOR	RELAIS	SL3	SCHEDA POTENZA	POWER CARD	CARTE DE PUISSANCE	TARJETA POTENCIA	POWERPLATINE	T1	TRASFORMATORE	TRANSFORMER	TRASFORMATEUR	TRANSFORMADOR	TRANSFORMATOR	X1	MORSETTIERA 6P+PE	TERMINAL BLOCK 6P+PE	BORNIER 6P+PE	CONECTOR 6P+PE	KLEMMLEISTE 6P+PE	Y1	DRY MAXY	DRY MAXY	DRY MAXY	DRY MAXY	DRY MAXY	Y2,Y4,Y5	ELETTROVALVOLA ACQUA	WATER SOLENOID VALVE	ELECTROVANNE EAU	ELECTROVALVULA	ELEKTROVENTIL	Y3	POMPA	PUMP	POMPE	BOCBA	PUMPE	B1	SENSORE VELOCITA MOTORE	MOTOR SPEED SENSOR	CAPTEUR DE VITESSE MOTEUR	SENSOR DE VELOCIDAD MOTOR	GESCHWINDIGKEITSSENSOR	B2,B3	SONDA CAMERA	TEMPERATURE PROBE	SONDE DE CHAMBRE	SONDA CAMARA	GARRAUMTEMPERATURFUHLER	B4	SONDA AL CUORE	CORE PROBE	SONDE A COEUR	SONDA CORAZON	KERNTEMPERATURFUHLER	E1	VENTOLA RAFFREDDAMENTO 12V	COOLING FAN 12V	TURBINE DE REFROIDISSEMENT 12V	TURBINA DE REFRIGERACION 12V	LÜFTER 12V	E2,E3	VENTOLA RAFFREDDAMENTO 230V	COOLING FAN 230V	TURBINE DE REFROIDISSEMENT 230V	TURBINA DE REFRIGERACION 230V	LÜFTER 230V	E4,E5,E6	ELEMENTO RISCALDANTE	HEATING ELEMENT	ELEMENT DE CHAUFFAGE	RESISTENCIA DE CALEFACCIÓN	HEIZUNG	H2	LUCE CAMERA	OVEN LIGHT	ECLAIRAGE DE CHAMBRE	LUZ CAMARA	BELEUCHTUNG	M1,M2,M3	MOTORE	MOTOR	MOTEUR	MOTOR	MOTOR	R1,R2,R3,R4,R5,R6	RESISTENZA DI MODULAZIONE VENTILATORE	MOTOR MODULATION RESISTANCE	RESISTANCE DE MODULATION VENTILATEUR	RESISTENCIA MODULACION VELOCIDAD	WIDERSTAND LOW FAN	S1	TERMOSTATO SICUREZZA	SAFETY THERMOSTAT	THERMOSTAT DE SECURITE	TERMOSTATO DE SEGURIDAD	SICHERHEITS THERMOSTAT	S2	MICRO INTERRUTTORE PORTA	DOOR MICROSWITCH	MICROINTERRUPTEUR DE PORTE	MICROINTERRUPTOR PUERTA	TURKONTAKTSCHALTER	S3	PRESSOSTATO	PRESSURE SWITCH	PRESSOSTAT	PRESÓSTATO	DRUCKSCHALTER	SL1	SCHEDA CONTROLLO	CONTROL BOARD	CARTE DE CONTROLE	TARJETA DE CONTROL	KONTROLL PLATINE	SL2	SCHEDA 1/0 - USB	USB - 1/0 BOARD	USB - CARTE 1/0	USB - TARJETA 1/0	USB - 1/0 PLATINE	Y6	ELETTROVALVOLA ACQUA 3 STADI	WATER SOLENOID VALVE 3STAGE	ELECTROVANNE EAU 3 E'TAPES	ELECTROVALVULA 3 ETAPAS	ELEKTROVENTIL 3 STUFEN										
Sigle	ITALIANO	ENGLISH	FRANCAIS	ESPAÑOL	DEUTSCH																																																																																																																																																						
C1,C2,C3	CONDENSATORE	MOTOR CAPACITOR	CONDENSATEUR	CONDENSADOR	KONDENSATOR																																																																																																																																																						
K1,K2,K3,K4,K5	TELERUTTORE	CONTACTOR	TELERUPTEUR	TELERRUPTOR	RELAIS																																																																																																																																																						
SL3	SCHEDA POTENZA	POWER CARD	CARTE DE PUISSANCE	TARJETA POTENCIA	POWERPLATINE																																																																																																																																																						
T1	TRASFORMATORE	TRANSFORMER	TRASFORMATEUR	TRANSFORMADOR	TRANSFORMATOR																																																																																																																																																						
X1	MORSETTIERA 6P+PE	TERMINAL BLOCK 6P+PE	BORNIER 6P+PE	CONECTOR 6P+PE	KLEMMLEISTE 6P+PE																																																																																																																																																						
Y1	DRY MAXY	DRY MAXY	DRY MAXY	DRY MAXY	DRY MAXY																																																																																																																																																						
Y2,Y4,Y5	ELETTROVALVOLA ACQUA	WATER SOLENOID VALVE	ELECTROVANNE EAU	ELECTROVALVULA	ELEKTROVENTIL																																																																																																																																																						
Y3	POMPA	PUMP	POMPE	BOCBA	PUMPE																																																																																																																																																						
B1	SENSORE VELOCITA MOTORE	MOTOR SPEED SENSOR	CAPTEUR DE VITESSE MOTEUR	SENSOR DE VELOCIDAD MOTOR	GESCHWINDIGKEITSSENSOR																																																																																																																																																						
B2,B3	SONDA CAMERA	TEMPERATURE PROBE	SONDE DE CHAMBRE	SONDA CAMARA	GARRAUMTEMPERATURFUHLER																																																																																																																																																						
B4	SONDA AL CUORE	CORE PROBE	SONDE A COEUR	SONDA CORAZON	KERNTEMPERATURFUHLER																																																																																																																																																						
E1	VENTOLA RAFFREDDAMENTO 12V	COOLING FAN 12V	TURBINE DE REFROIDISSEMENT 12V	TURBINA DE REFRIGERACION 12V	LÜFTER 12V																																																																																																																																																						
E2,E3	VENTOLA RAFFREDDAMENTO 230V	COOLING FAN 230V	TURBINE DE REFROIDISSEMENT 230V	TURBINA DE REFRIGERACION 230V	LÜFTER 230V																																																																																																																																																						
E4,E5,E6	ELEMENTO RISCALDANTE	HEATING ELEMENT	ELEMENT DE CHAUFFAGE	RESISTENCIA DE CALEFACCIÓN	HEIZUNG																																																																																																																																																						
H2	LUCE CAMERA	OVEN LIGHT	ECLAIRAGE DE CHAMBRE	LUZ CAMARA	BELEUCHTUNG																																																																																																																																																						
M1,M2,M3	MOTORE	MOTOR	MOTEUR	MOTOR	MOTOR																																																																																																																																																						
R1,R2,R3,R4,R5,R6	RESISTENZA DI MODULAZIONE VENTILATORE	MOTOR MODULATION RESISTANCE	RESISTANCE DE MODULATION VENTILATEUR	RESISTENCIA MODULACION VELOCIDAD	WIDERSTAND LOW FAN																																																																																																																																																						
S1	TERMOSTATO SICUREZZA	SAFETY THERMOSTAT	THERMOSTAT DE SECURITE	TERMOSTATO DE SEGURIDAD	SICHERHEITS THERMOSTAT																																																																																																																																																						
S2	MICRO INTERRUTTORE PORTA	DOOR MICROSWITCH	MICROINTERRUPTEUR DE PORTE	MICROINTERRUPTOR PUERTA	TURKONTAKTSCHALTER																																																																																																																																																						
S3	PRESSOSTATO	PRESSURE SWITCH	PRESSOSTAT	PRESÓSTATO	DRUCKSCHALTER																																																																																																																																																						
SL1	SCHEDA CONTROLLO	CONTROL BOARD	CARTE DE CONTROLE	TARJETA DE CONTROL	KONTROLL PLATINE																																																																																																																																																						
SL2	SCHEDA 1/0 - USB	USB - 1/0 BOARD	USB - CARTE 1/0	USB - TARJETA 1/0	USB - 1/0 PLATINE																																																																																																																																																						
Y6	ELETTROVALVOLA ACQUA 3 STADI	WATER SOLENOID VALVE 3STAGE	ELECTROVANNE EAU 3 E'TAPES	ELECTROVALVULA 3 ETAPAS	ELEKTROVENTIL 3 STUFEN																																																																																																																																																						
C																																																																																																																																																											
D																																																																																																																																																											
E																																																																																																																																																											
F																																																																																																																																																											

MOD:XEBC-10EU-EPRM



ED1479A POWER SUPPLY - CONNECTION DIAGRAM

380-415V ~ 3PH + N + PE 50/60Hz



220-240V ~ 3PH + PE 50/60Hz
ONLY WITH KIT XUC128

